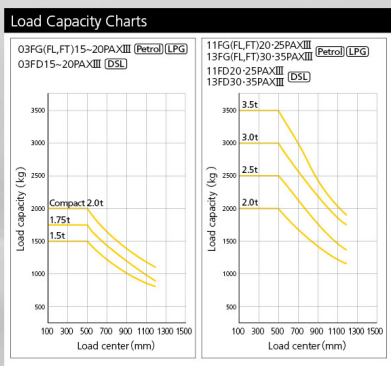
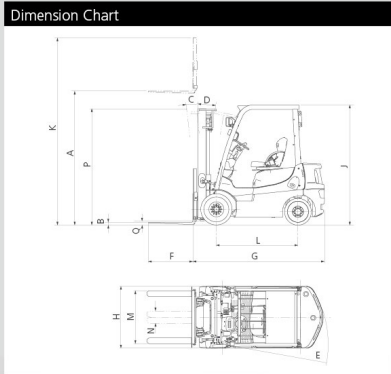


Main Accessories		1.5-Compact2.0ton		2.0~2.5ton		3.0~3.5ton		
○:Standard								
●:Option	(Petrol) Petrol Forklift Trucks (LPG) LPG Forklift Trucks (DSL) Diesel Forklift Trucks							
Operator's seat	Power train floating	○	○	○	○	○	○	
	Full suspension seat with body weight adjustment	○	○	○	○	○	○	
	Full surface rubber floor mat	○	○	○	○	○	○	
	Resin grip to assist boarding and getting-off	○	○	○	○	○	○	
	Pen & cup holder	○	○	○	○	○	○	
	Memo clip (on cover engine)	○	○	○	○	○	○	
	Small diameter steering wheel	○	○	○	○	○	○	
	Tilt column with continuous adjustment function	○	○	○	○	○	○	
	Full floating pedal of hanging method	○	○	○	○	○	○	
	Operation device	Torque converter 2 pedal inching	○	○	○	○	○	○
		Torque converter 1 pedal inching	●	●	●	●	●	●
		Electric shift lever left hand	○	○	○	○	○	○
		Electric shift lever right hand	●	●	●	●	●	●
		Integrated winker & light lever (with alarm to protect from forgetting turning-off of light)	○	○	○	○	○	○
		Winker auto-return mechanism	○	○	○	○	○	○
Parking lever with release button (with alarm to protect from forgetting lever drawing)		○	○	○	○	○	○	
Electrical instrumentation		Neutral start system	○	○	○	○	○	○
		Halogen headlights	○	○	○	○	○	○
		Headlight guard	○	○	○	○	○	○
		Front turn signal lights	○	○	○	○	○	○
		Rear combination light	○	○	○	○	○	○
		LED headlight	●	●	●	●	●	●
		LED rear combination light	●	●	●	●	●	●
		Back-up beeper	○	○	○	○	○	○
	Instrumentation panel	Full liquid crystal meter panel	○	○	○	○	○	○
		Water temperature thermometer (with overheat thermometer alarm)	○	○	○	○	○	○
		Fuel gauge (with fuel level warning light)	○	○	○	○	○	○
		Clock (with time signal & alarm function)	○	○	○	○	○	○
		Hour meter	○	○	○	○	○	○
		Warning icon for battery recharge	○	○	○	○	○	○
		Warning icon for engine oil pressure	○	○	○	○	○	○
Glow indicator icon		○	○	○	○	○	○	
Sediment water level warning icon		○	○	○	○	○	○	
Torque converter oil temperature warning icon		○	○	○	○	○	○	
Seat belt warning icon		○	○	○	○	○	○	
Function indicating work data for 10 days		○	○	○	○	○	○	
Equipment - Peripheral device		Electronic controlled engine (Electronic controlled engine only)	●	○	○	○	○	○
		3-way catalyst	○	○	○	○	○	○
		ECO mode (Electronic controlled engine only)	●	○	○	○	○	○
	The device locking the travel as the operator leaves the vehicle (Traveling Interlock)	○	○	○	○	○	○	
	The device to lock the loading move when the operator leaves the seat (Load handling Interlock)	○	○	○	○	○	○	
	Air cleaner using single element cyclone	○	○	○	○	○	○	
	LPG tank blanket using swing & down system (LPG)	●	○	○	○	○	○	
	Power steering using hydraulic pressure (with knob location adjusting function)	○	○	○	○	○	○	
	Overhead guard with both front and rear rain pipes	○	○	○	○	○	○	
	Resin roof cover (top cover)	●	●	●	●	●	●	
	Large side mirrors (left and right)	○	○	○	○	○	○	
	Rear axle rubber mount	○	○	○	○	○	○	
	High-visibility wide mast	○	○	○	○	○	○	

Attachment	1.5-Compact2.0ton		2.0~2.5ton		3.0~3.5ton	
	(Petrol) (LPG) (DSL)	(Petrol) (LPG) (DSL)	(Petrol) (LPG) (DSL)	(Petrol) (LPG) (DSL)	(Petrol) (LPG) (DSL)	(Petrol) (LPG) (DSL)
Hinged fork (Bucket)	●	●	●	●	●	●
Side-shifter	○	○	○	○	○	○
Rotating fork	○	○	○	○	○	○
Paper rolled clamp	○	○	○	○	○	○
Velled clamp	○	○	○	○	○	○
Fork clamp	○	○	○	○	○	○
Rotating bale clamp	○	○	○	○	○	○
Rotating fork clamp	○	○	○	○	○	○
Load stabilizer	○	○	○	○	○	○
Hydraulic fork positioner	○	○	○	○	○	○
Manual fork positioner	○	○	○	○	○	○
Simplified hook	○	○	○	○	○	○
Block clamp	○	○	○	○	○	○
Ram lift	○	○	○	○	○	○
Load push pull	○	○	○	○	○	○
Pallet stopper	○	○	○	○	○	○
Crane arm	○	○	○	○	○	○
Shifting fork positioner	○	○	○	○	○	○

We have the lineup of abundant attachments other than those mentioned above. Please contact our sales staff for details.



Manufactured by
SUMITOMO NACCO FORKLIFT CO.,LTD.
 2-75, Daitoh-cho, Obu-shi, Aichi-ken, 474-8555 JAPAN
 Phone: 81-562-48-5251 Fax: 81-562-48-5396

SUMITOMO NACCO FORKLIFT SALES CO.,LTD.
 13F, 11-8 Shiba-daimon 2-chome, Minato-ku, Tokyo, 105-0012 JAPAN
 Phone: 81-3-6721-5661 Fax: 81-3-6721-5672

We offer personalized after service and looking forward to see you.



CODE
ICE-01a

*The actual features and specifications may differ from those described in the catalog.
 *The color of the photographs in this catalog may differ slightly from the actual color depending on the ink quality.



Brochure Design : GK Design Soken Hiroshima Inc. 2020.05

SUMITOMO

Engine powered Forklift trucks

1.5 TON 3.5 TON

QuaPro



Made in Japan



The Most Conversion Engine powered Forklift trucks with High Productivity, Powerful and Toughness.



High Productivity

Powerful & Smooth

The time has come.
Japanese make
SUMITOMO
Engine truck "QuaPro"
debut !!

Made in Japan

QuaPro

1 **Class Top Level Output Performance**
by Powerful engines, Yanmar & GCT

2 **Globally proved**
"Robust Transmission and Drive Axle"
at heavy duty application.

3 **Enhanced Safety features**
Traction and Hydraulic Interlock
are now standard.



Powerful & Smooth

Lifting speed
MAX680mm/sec-
 [11FD20PAXIII25D (High power model)]

Lowering speed
MAX540mm/sec-
 [11FG20PAXIII25D (High power model)]



Toughness

Final gear, and axle ASSY which includes differential gear are fixed to frame with bolts. High strength is maintained by strong fixing structure. (left: Drive Axle)
 Rubber mount having excellent durability is soft and support legs firmly. Rubber is also utilized for stoppers, thus improving stability during vehicle turning by mildly suppressing rocking motion of truck body during turning. (right: Rear Axle)

Property and equipment which realizes smooth load handling

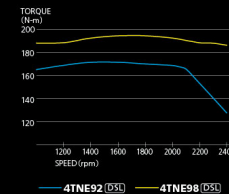
The remarkably high efficient load handling will surely be achieved by the top class lift speed in this field. POWER & SPEED required in site. Low fuel cost & clean property required by management. QuaPro equipped with new type engine has been much more improved.

Diesel Engine



Diesel Engine 4TNE92, 4TNE98 (DSL)

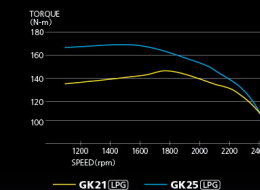
Engine settings have been optimized to maintain powerful, smooth acceleration capabilities while achieving high fuel efficiency and providing superb performance even in harsh real-world usage environments.



Petrol Engine

Petrol Engine GK21, GK25 (Petrol) (LPG)

The K21 and K25 petrol engines offer high power, excellent responsiveness, and high fuel efficiency.



LSS Load Sensing Steering System (Petrol) (LPG) (DSL)

LSS (Load sensing steering system) adjusts flow rate actively, corresponding to steering operation. Previously, fuel oil cost is improved by cutting power steering oil supply, except when it is required.

Extremely smooth turning property and knob gap controls.

1.5t truck has minimum turning radius of 1,960 mm, which is the top level turning radius of this class. Also, this truck is equipped with, as a standard, knob gap correcting function to correct in case that rear wheels steering angle and handle rotated position do not match.



DriveAxle

RearAxle

Controllability & Serviceability




Shift Lever

Equipped as standard with: the shift lever at left hand side, the turn signal lever with the light switch (with auto-canceling system at right hand side). The smooth change of forward and backward can be done. (can be changed to right hand side shift lever [shown on the left] **Option**.)



The Parking Lever

The parking lever with the releasing button. The easy braking action is available with the shorter stroke brake. The extent of the pulling stroke can be adjusted by turning the knob.



The diameter of the steering handle 300mm

Small Diameter Steering Wheel

By off setting the steering handle to the left hand side, the room for steering hand move gets smaller. By arranging so, materialized the agile operation and reducing fatigue factors according to the human engineering.



[2 pedal inching]



[1 pedal inching]

Inching pedal you can choose (1&2)


For inching pedal to speed up load handling you can choose standard 2 pedal or 1 pedal which has a large step and can be operated, feeling like driving a car. The floor is a suspended type which makes the floor refreshing.

Option



Simple load weight scale
Load weight is indicated on the display for 5 seconds in the state of stopping traveling when lift is stopped after the load is lifted up.

Full liquid crystal display




Equipped with digital watch

Safety monitor message

Speedometer **Option**

Password entry **Option**

Fuel gauge + Water temperature thermometer



Stapely fork edge when lifted up

Effective sight 420mm

High-visibility wide mast enabling to see fork edge

High reputation high-visibility wide mast 2.5t model has wide effective sight of 420 mm, which enables to clearly see fork edge (*) from lift-up position to lift-down position. (* in the case of standard 1,070 mm)

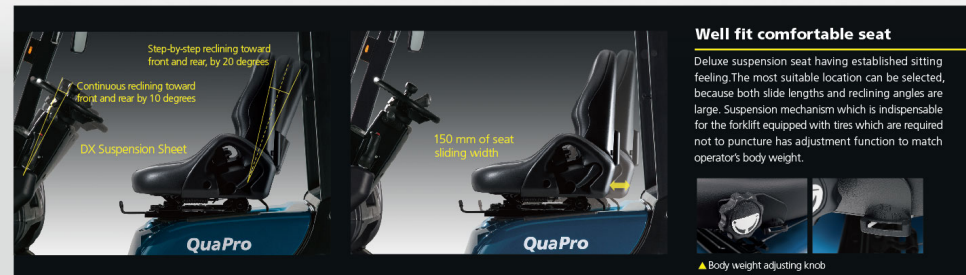


Easy maintenance

By employing full-open integrated hood, engine room routine maintenance is excellently easy. In addition, full access is possible by taking off rear panel.



The top cover protecting the operator from the rain and tiny falling objects while having a good visibility of upper view. **Option**



Step-by-step reclining toward front and rear, by 20 degrees

Continuous reclining toward front and rear by 10 degrees

DX Suspension Seat

150 mm of seat sliding width

Well fit comfortable seat

Deluxe suspension seat having established sitting feeling. The most suitable location can be selected, because both slide lengths and reclining angles are large. Suspension mechanism which is indispensable for the forklift equipped with tires which are required not to puncture has adjustment function to match operator's body weight.



Body weight adjusting knob

Safety



The Device Locking the travel as the Operator Leaves the Vehicle (Traveling Interlock)

The Traveling interlock device automatically shuts off the running engine when the operator leaves the seat. Preventing a human error from happening, such as the operator accidentally steps on the accelerator. (Note: Does not mean the mechanical brake is automatically on. Suggesting to use the parking brake when to park the vehicle.)



The Device to Lock the Loading Move when the Operator Leaves the Seat (Load handling Interlock)

Many accidents, as a matter of fact, being got caught in between the mast and the head guard happen when an operator stretches his/her body through the mast. The device prevents a human error from happening when the operator is not in the correct operating position by killing the loading lever function.

The Rear Assist Grip with the Horn Button

The operator could sound the horn safely even when backing the vehicle without handing off the steering handle and the grip. **Option**



Easy to getting on and off, that is, troubles to take a false step will be less.

Step is set at low location above ground level, and has wide space in the backward direction enough to step on easily when wearing safety shoes. Together with this, safety during getting on and off was improved by use of streamlined engine hood which largely mitigates troubles due to being scratched carelessly.


The light from SUMITOMO will change logistical sites.

LED Light **Option**

The LED light, longer life and fewer consumption of power and no need to change the bulb. When compared, it excels the conventional standard light for better upper and lower lighting directions. Equipped with the light, higher stacking work becomes easier and safety aspect is improved. It contributes to lowering total life range cost for no working loss time as needs no maintenance.



The standardized light



LED light



Head light (4-LED type)



LED rear combination light

LED rotating light

A Group of the LED Light with Longer Life Span

No worry about running out of the light bulb even in the work site with many rough roads. (the average life span of LED is 40,000 hours.)

Option

The essentials of SUMITOMO: "To provide whatever items you want." Presented herein are "popular" items, "useful when obtainable" items, and other similar items selected from our abundant options. Because we provide various product lineup in addition to the above items, please contact our sales staff, whenever you want.



Tilt indicator

Tilt indicator which let the operator know mast tilt at a glance. Though it consists of analog type mechanism, this indicator is easiest to see and to understand, and excellent in cost performance.



Vertical muffler

Vertical muffler which is useful in the work site where exhaust gas rolls up dust and sands.




High backrest

In the work environment where many high goods are handled, high backrest is recommended. Various height backrest is available from lower one to higher one.



Cyclone-type pre-cleaner

Cyclone-type pre-cleaner is made of a cyclone structure utilizing centrifugal force, and removes sands and dust from drawn air. It is attached to the air intake of the overhead guard.



Dust proof cooling (set)

Dust proof cooling is an option which prevents radiator from blinding by combining rectangular fin radiator and radiator screen into a set. Screen is of a structure easy to fix and unfix, and to clean.



Swing-down type LPG truck bracket

Mitigation of fatigue during LPG exchange. Double tank type, and double swing-down type are also available.



Side-shifter

Side-shifter which regulates very small deviations of goods and gaps is a common attachment. This side-shifter adopts a new type structure designed not to block sight.



Fork positioner

Fork positioner is convenient in the site where large and small pallets exist in disorder. Fork intervals are adjusted freely at the operator's seat.



